

## JULES TALL PENDANT

### FINISH

4 cast bronze elements with matte opal glass

### DIMENSIONS (body of fixture)

550 x 550 x 850 mm (l x w x h)  
21.7 x 21.7 x 33.5 in (l x w x h)

### WEIGHT

14kg (30.9lbs)  
please ensure ceiling structure is strong enough to support the weight of the light

### OVERALL DROP

850 mm (33.5 in)

### ILLUMINATION

220-240v - 1 x E27 - 60w - or 8w LED 2700k  
110-130v - 1 x E26 - 60w - or 8w LED 2700k

### DIMMING

trailing dimmable / phase cut (rotary dimmer) - standard DALI option available (220-240v only)

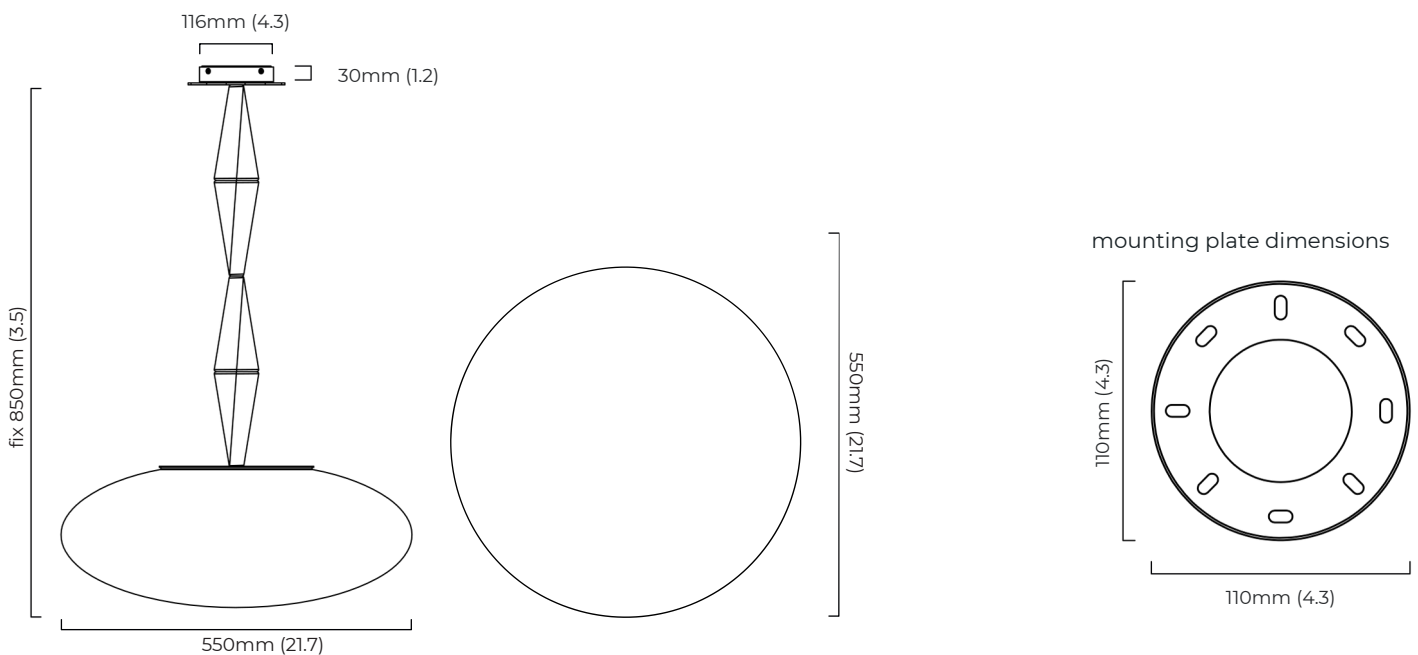
### CEILING ROSE / PLATE

116mm/4.6 in (diameter)

### CERTIFICATION



### VIEW ON WEBSITE



\*Diagrams are not to scale.

## JULES TALL PENDANT DALI A

### FINISH

4 cast bronze elements with matte opal glass

### DIMENSIONS (body of fixture)

550 x 550 x 850 mm (l x w x h)  
21.7 x 21.7 x 33.5 in (l x w x h)

### WEIGHT

14kg (30.9lbs)  
please ensure ceiling structure is strong enough to support the weight of the light

### OVERALL DROP

850 mm (33.5 in)

### ILLUMINATION

220-240v - 1 x E27 - 60w - or 8w LED 2700k  
110-130v - 1 x E26 - 60w - or 8w LED 2700k DALI  
converter to be installed in the ceiling rose

### DIMMING

DALI compatible

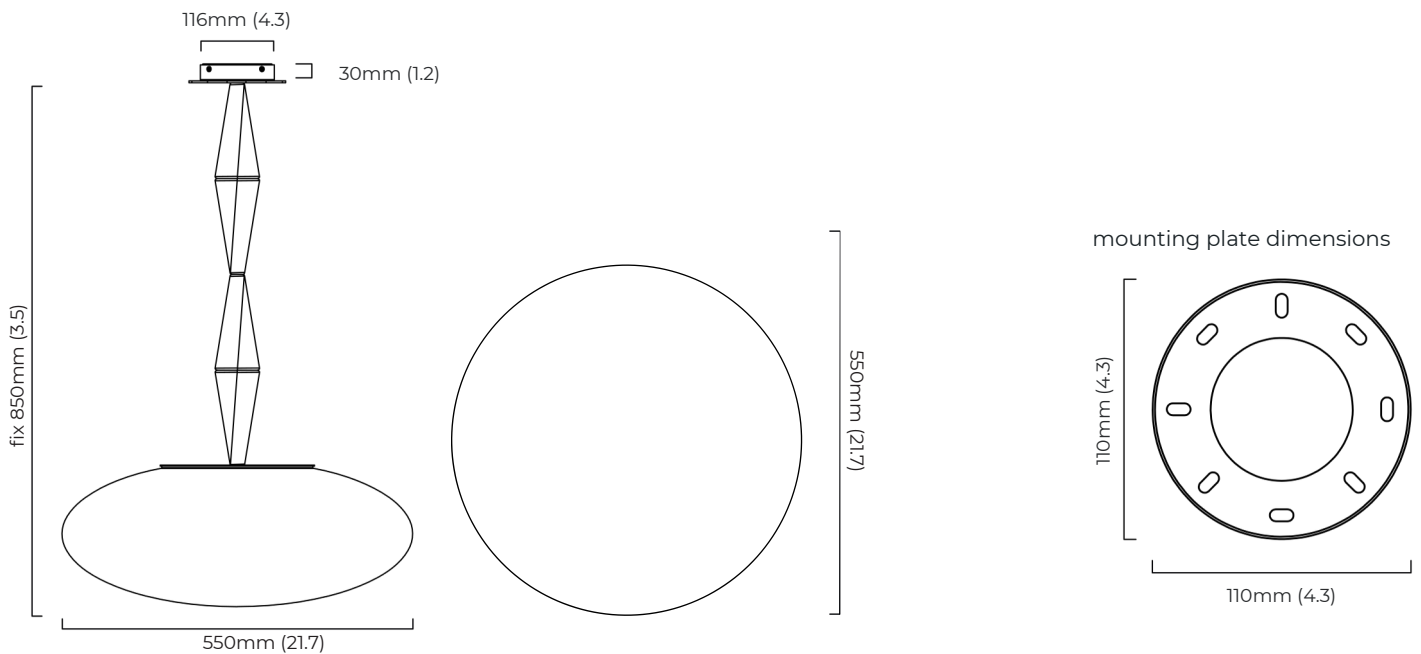
### CEILING ROSE / PLATE

116mm/4.6 in (diameter)

### CERTIFICATION



### VIEW ON WEBSITE



\*Diagrams are not to scale.

## JULES TALL PENDANT VAULT

### FINISH

4 cast bronze elements with matte opal glass and drop rod

### DIMENSIONS (body of fixture)

550 x 550 x 820 mm (l x w x h)  
21.7 x 21.7 x 32.3 in (l x w x h)

### WEIGHT

14kg (30.9lbs)  
please ensure ceiling structure is strong enough to support the weight of the light

### OVERALL DROP

minimum 900 mm (35.4 in)  
maximum on request 3850 mm (151.6 in)  
supplied with 1 x 1000mm (.04 x 39.4 in) drop rod (16 mm/.6 in dia) as standard (adjustable on site)

### ILLUMINATION

220-240v - 1 x E27 - 60w - or 8w LED 2700k  
110-130v - 1 x E26 - 60w - or 8w LED 2700k

### DIMMING

trailing dimmable / phase cut (rotary dimmer) - standard DALI option available (220-240v only)

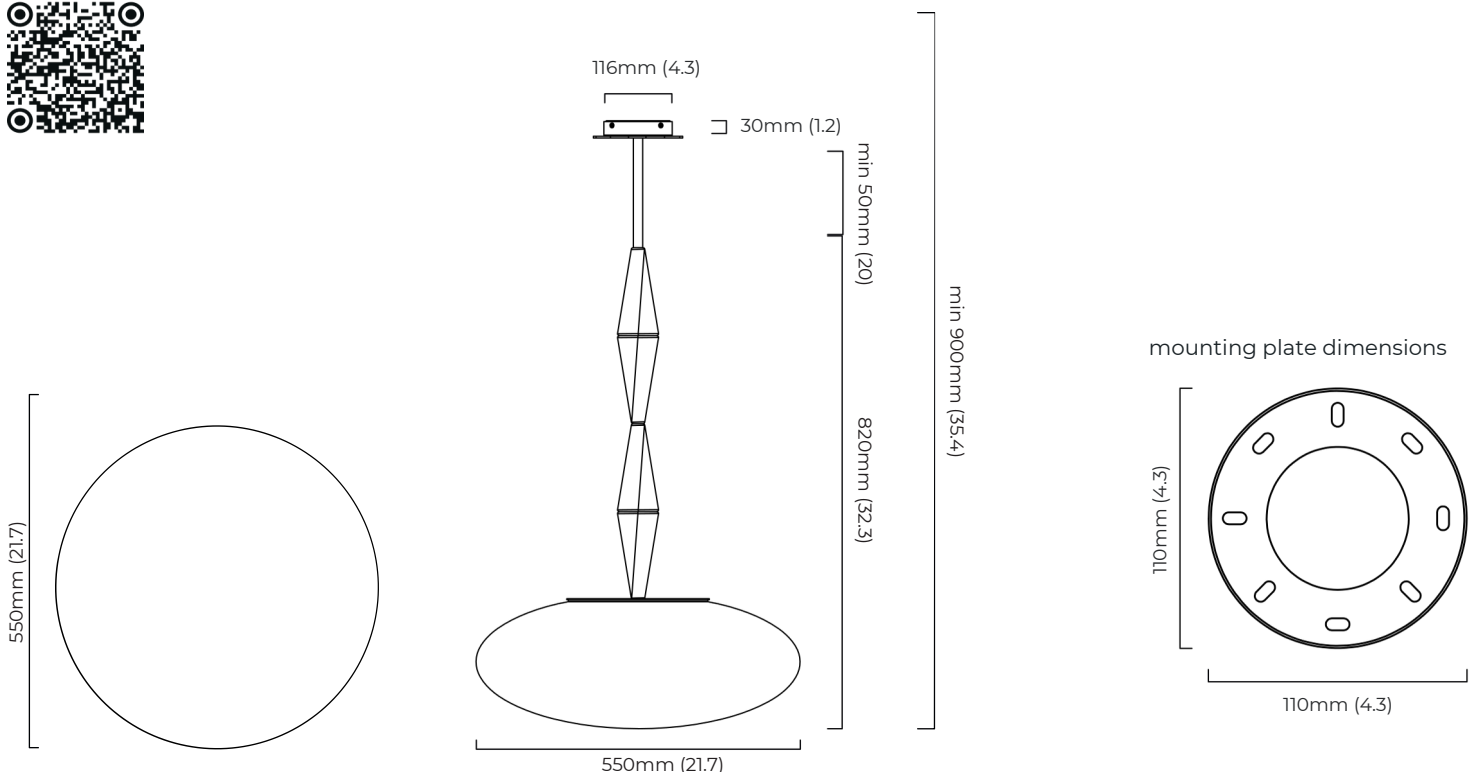
### CEILING ROSE / PLATE

116mm/4.6 in (diameter)

### CERTIFICATION



### VIEW ON WEBSITE



\*Diagrams are not to scale.

## JULES TALL PENDANT VAULT DALI A

### FINISH

4 cast bronze elements with matte opal glass and drop rod

### DIMENSIONS (body of fixture)

550 x 550 x 820 mm (l x w x h)  
21.7 x 21.7 x 32.3 in (l x w x h)

### WEIGHT

14kg (30.9lbs)  
please ensure ceiling structure is strong enough to support the weight of the light

### OVERALL DROP

minimum 900 mm (35.4 in)  
maximum on request 3850 mm (151.5 in)  
supplied with 1 x 1000mm (.04 x 39.4 in) drop rod (16 mm/.6 in dia) as standard (adjustable on site)

### ILLUMINATION

220-240v - 1 x E27 - 60w - or 8w LED 2700k  
110-130v - 1 x E26 - 60w - or 8w LED 2700k  
DALI converter to be installed in the ceiling rose

### DIMMING

DALI compatible

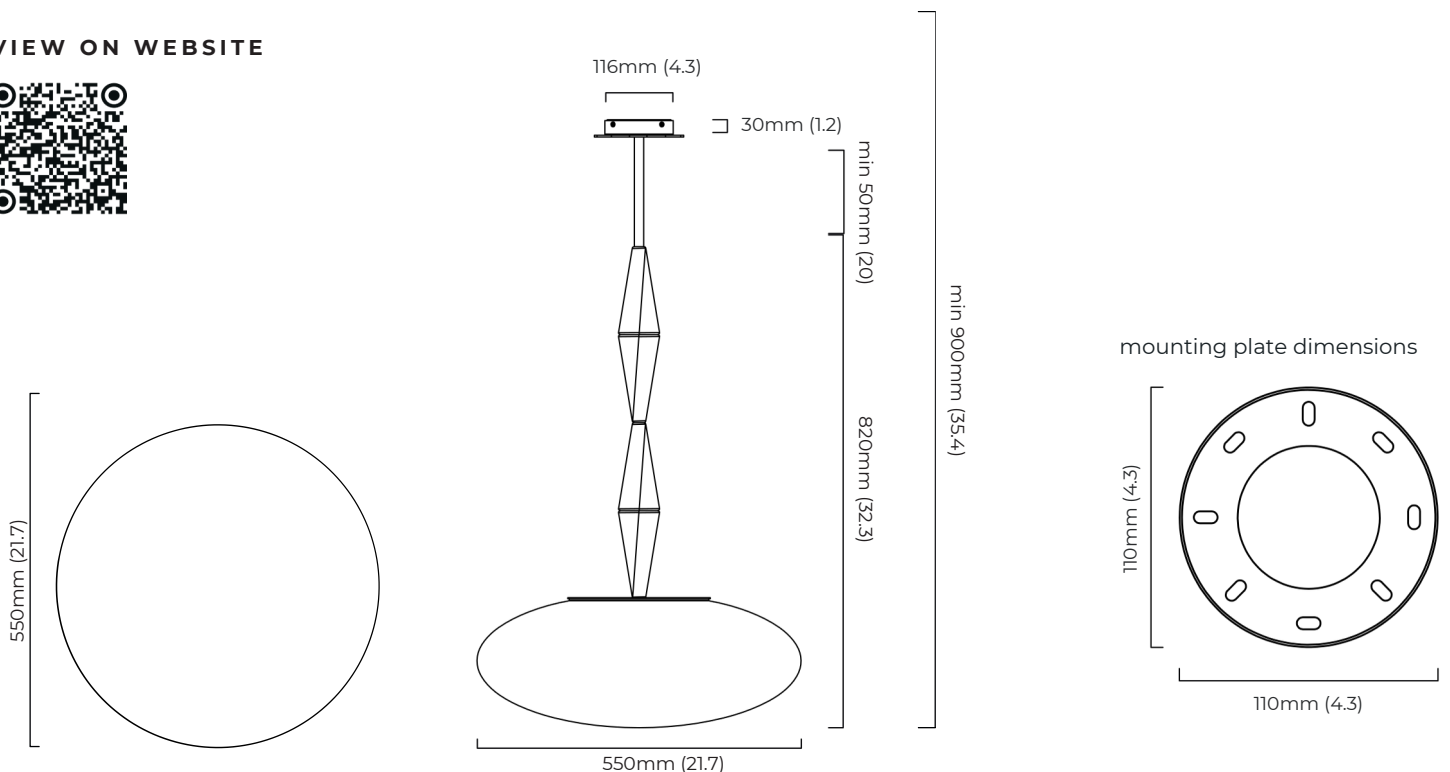
### CEILING ROSE / PLATE

116mm/4.6 in (diameter)

### CERTIFICATION



### VIEW ON WEBSITE



\*Diagrams are not to scale.

## JULES PENDANT

### JULES TALL PENDANT

SKU NUMBER	FINISH DESCRIPTION	TYPE	VOLTAGE
JULPETCBMO-110	4 cast bronze elements with matt opal glass	-	110 - 130V
JULPETCBMO-240	4 cast bronze elements with matt opal glass	-	220 - 240V
JULPETCBMO-DALIA-240	4 cast bronze elements with matt opal glass	DALI A included - For lights that do not require aesthetic alterations. Dali can be fitted inside the ceiling/wall rose	220 - 240V

### JULES TALL PENDANT VAULT

SKU NUMBER	FINISH DESCRIPTION	TYPE	VOLTAGE
JULPETVCBMO-110	4 cast bronze elements with matt opal glass and drop rod	-	110 - 130V
JULPETVCBMO-240	4 cast bronze elements with matt opal glass and drop rod	-	220 - 240V
JULPETVCBMO-DALIA-240	4 cast bronze elements with matt opal glass and drop rod	DALI A included - For lights that do not require aesthetic alterations. Dali can be fitted inside the ceiling/wall rose	220 - 240V