

## JULES PENDANT

### FINISH

2 cast bronze elements with matte opal glass

### DIMENSIONS (body of fixture)

550 x 550 x 550 mm (l x w x h)  
21.7 x 21.7 x 21.7 in (l x w x h)

### WEIGHT

12kg (26.5lbs)  
please ensure ceiling structure is strong enough to support the weight of the light

### OVERALL DROP

550 mm (21.7 in)

### ILLUMINATION

220-240v - 1 x E27 - 60w - or 8w LED 2700k 110-130v - 1 x E26 - 60w - or 8w LED 2700k

### DIMMING

trailing dimmable / phase cut (rotary dimmer) - standard DALI option available (220-240v only)

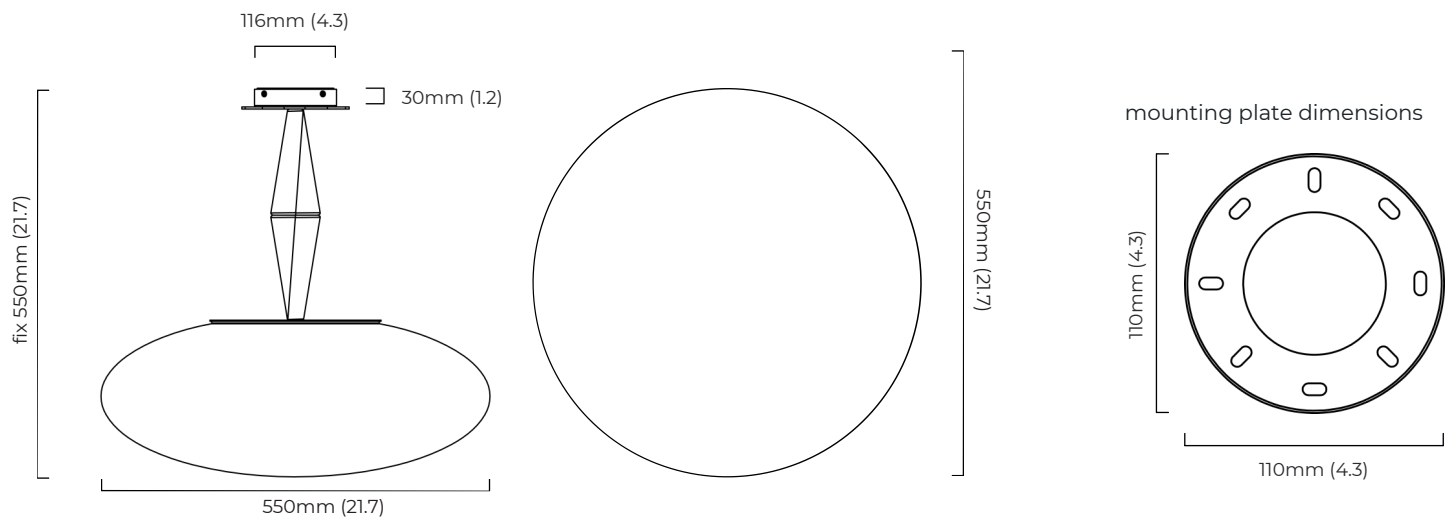
### CEILING ROSE / PLATE

116mm/4.6 in (diameter)

### CERTIFICATION



[VIEW ON WEBSITE](#)



\*Diagrams are not to scale.

## JULES PENDANT DALI A

### FINISH

2 cast bronze elements with matte opal glass

### DIMENSIONS (body of fixture)

550 x 550 x 550 mm (l x w x h)  
21.7 x 21.7 x 20.5 in (l x w x h)

### WEIGHT

12kg (26.5lbs)  
please ensure ceiling structure is strong enough to support the weight of the light

### OVERALL DROP

550 mm (21.7 in)

### ILLUMINATION

220-240v - 1 x E27 - 60w - or 8w LED 2700k  
110-130v - 1 x E26 - 60w - or 8w LED 2700k  
DALI converter to be installed in the ceiling rose

**DIMMING** DALI compatible

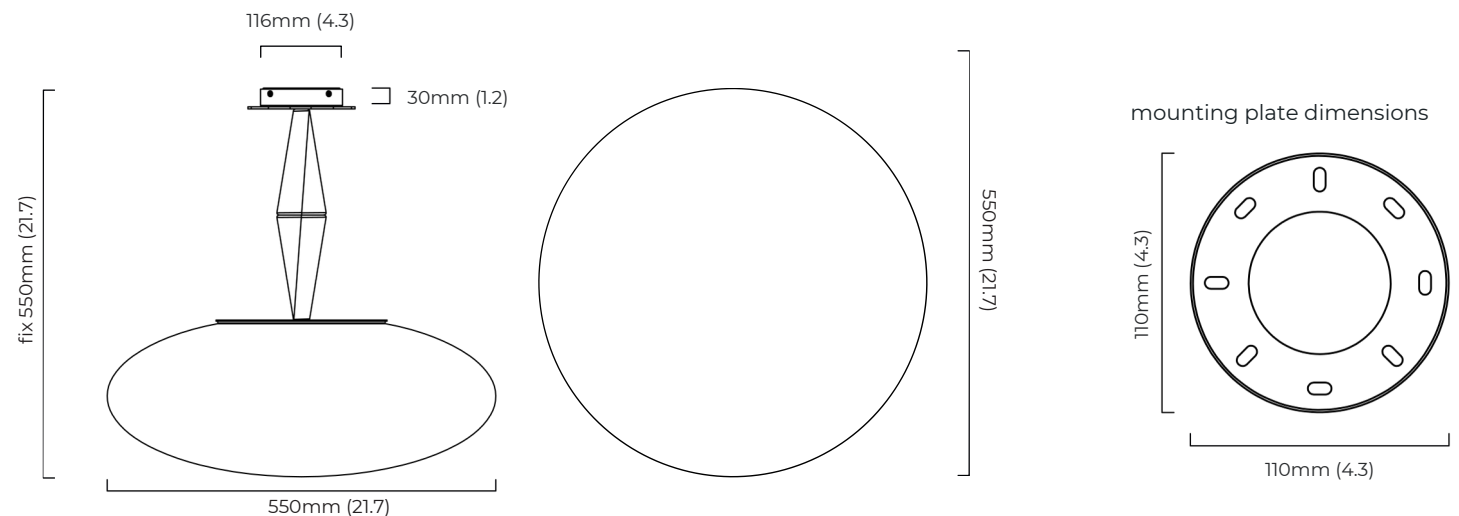
### CEILING ROSE / PLATE

116mm/4.6 in (diameter)

### CERTIFICATION



[VIEW ON WEBSITE](#)



\*Diagrams are not to scale.

## JULES PENDANT VAULT

### FINISH

2 cast bronze elements with matte opal glass and drop rod

### DIMENSIONS (body of fixture)

550 x 550 x 520 mm (l x w x h)  
21.7 x 21.7 x 20.5 in (l x w x h)

### WEIGHT

15kg (33lbs)

please ensure ceiling structure is strong enough to support the weight of the light

### MINIMUM OVERALL DROP

minimum 600 mm (23.6 in)  
maximum on request 3550 mm (139.8 in)  
supplied with 1 x 1000mm drop rod (16 mm dia) as standard (adjustable on site)

### ILLUMINATION

220-240v - 1 x E27 - 60w - or 8w LED 2700k  
110-130v - 1 x E26 - 60w - or 8w LED 2700k

### DIMMING

trailing dimmable / phase cut (rotary dimmer) - standard DALI option available (220-240v only)

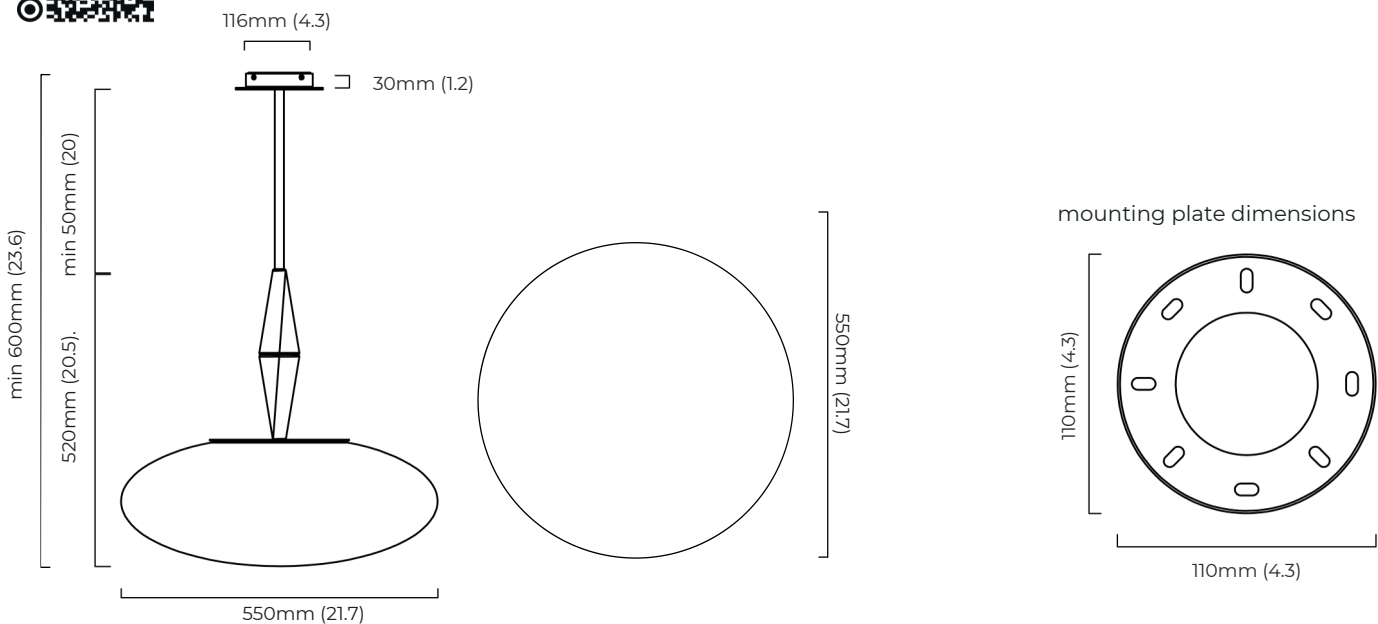
### CEILING ROSE / PLATE

116mm/4.6in (diameter)

### CERTIFICATION



### VIEW ON WEBSITE



\*Diagrams are not to scale.

## JULES PENDANT VAULT DALI A

### FINISH

2 cast bronze elements with matte opal glass and drop rod

### DIMENSIONS (body of fixture)

550 x 550 x 520 mm (l x w x h)  
21.7 x 21.7 x 20.5 in (l x w x h)

### WEIGHT

15kg (33lbs)  
please ensure ceiling structure is strong enough to support the weight of the light

### MINIMUM OVERALL DROP

minimum 600 mm (23.6 in)  
maximum on request 3550 mm (139.8 in)  
supplied with 1 x 1000mm (.4 x 39.4in) drop rod (16 mm/.62 in dia) as standard (adjustable on site)

### ILLUMINATION

220-240v - 1 x E27 - 60w - or 8w LED  
2700k 110-130v - 1 x E26 - 60w - or 8w LED  
2700k DALI converter to be installed in the ceiling rose

### DIMMING

DALI compatible

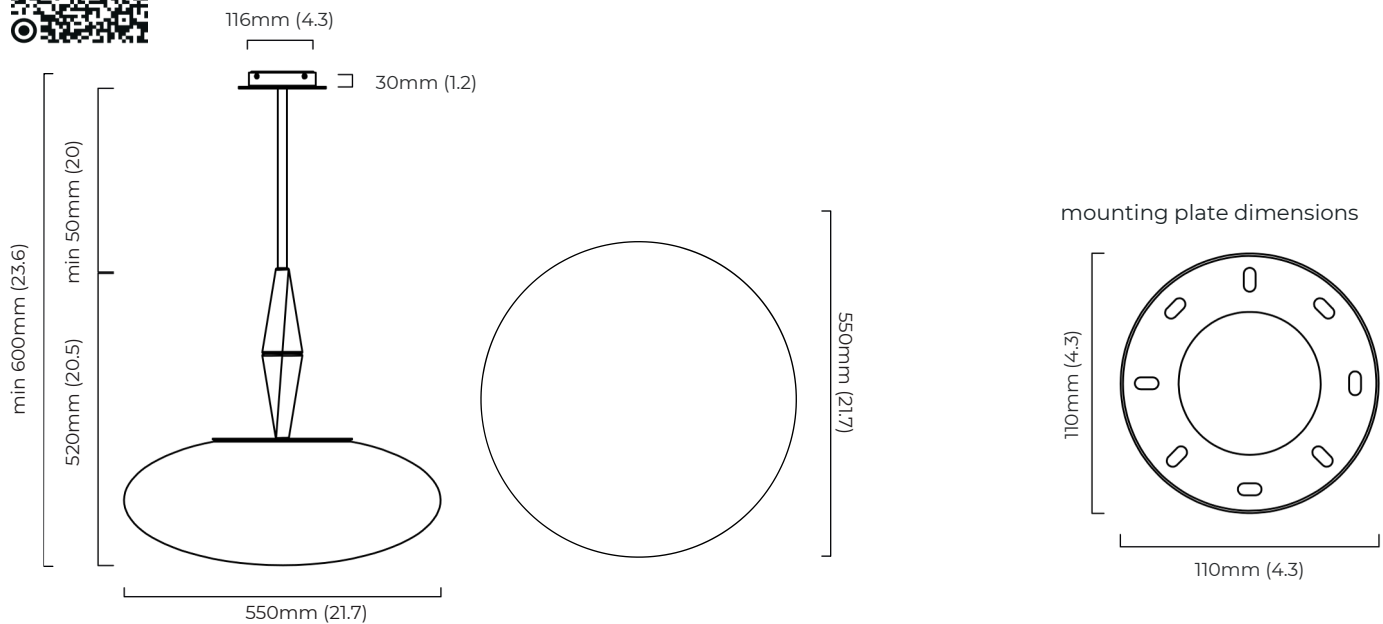
### CEILING ROSE / PLATE

116mm/4.6in (diameter)

### CERTIFICATION



### VIEW ON WEBSITE



\*Diagrams are not to scale.



## JULES PENDANT

### JULES PENDANT

SKU NUMBER	FINISH DESCRIPTION	TYPE	VOLTAGE
JULPEOCBMO-110	2 cast bronze elements with matt opal glass	-	110 - 130V
JULPEOCBMO-240	2 cast bronze elements with matt opal glass	-	220 - 240V
JULPEOCBMO-DALIA-240	2 cast bronze elements with matt opal glass	DALI A included - For lights that do not require aesthetic alterations. Dali can be fitted inside the ceiling/wall rose	220 - 240V

### JULES PENDANT VAULT

SKU NUMBER	FINISH DESCRIPTION	TYPE	VOLTAGE
JULPEOVCBMO-110	2 cast bronze elements with matt opal glass and drop rod	-	110 - 130V
JULPEOVCBMO-240	2 cast bronze elements with matt opal glass and drop rod	-	220 - 240V
JULPEOVCBMO-DALIA-240	2 cast bronze elements with matt opal glass and drop rod	DALI A included - For lights that do not require aesthetic alterations. Dali can be fitted inside the ceiling/wall rose	220 - 240V