

# ONFA WALL

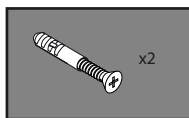
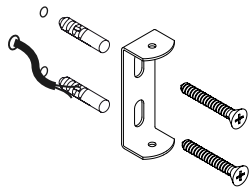
Assembly instructions



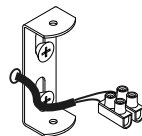
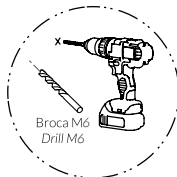
nomon  
JEWELRY FOR HOME

1

1.a

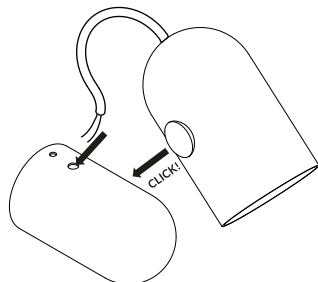


1.b

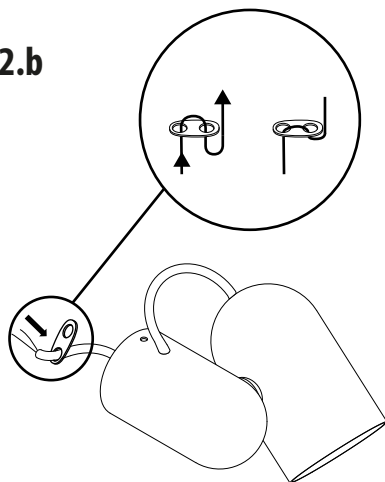


2

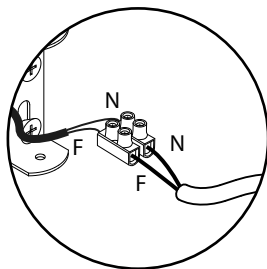
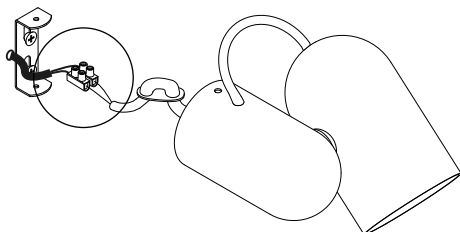
2.a



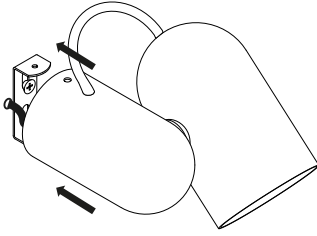
2.b



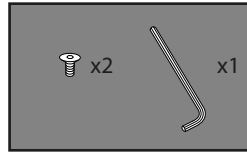
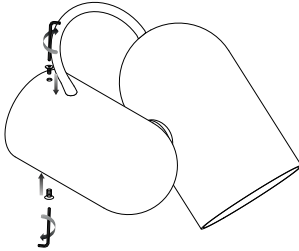
3



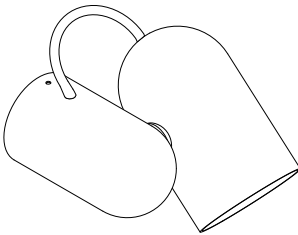
4



5



6



### **WARNING!**

- Never cover the luminaire.
- Disconnect power supply before installation and change of the bulb.
- If the wire or flexible cord is damaged, it must only be change by the manufacturer, their Service Dept. or qualified personnel in order to avoid risk.



Installation of this material can be dangerous and must be done by qualified personnel.



### **ATENCIÓN!**

- No cubra la luminaria.
- Desconectar la conexión a red antes de ser manipulada y realizar el cambio de bombilla.
- Si el cable flexible o cordón de esta luminaria es dañado, deberá sustituirse exclusivamente por el fabricante o su servicio técnico o una persona de cualificación equivalente con objeto de evitar cualquier riesgo.



La instalación de este material podría ser peligroso y por ello se ha de hacer por personal cualificado.

# WE CREATE JEWELRY FOR YOUR HOME



## **Technical data**

- Light fitting for indoor use only
- Bulb to be used:  
GU10 • LED • max 8W • 2700K-3000K • Dimmable
- **Recommended brands:**  
**Philips • Osram • Soraa • Feit Electric**

## **Datos técnicos**

- Luminaria para uso interior
- Bombilla a utilizar:  
GU10 • LED • max 8W • 2700K-3000K • Dimable
- **Marcas recomendadas:**  
**Philips • Osram • Soraa • Feit Electric**



IP 20  
~120 V-50/60Hz

